



3º Educación Primaria
Competencia en comunicación lingüística

INGLÉS

Comprensión oral y escrita

LA INFORMACIÓN DE ESTE RECUADRO DEBE SER CUMPLIMENTADA POR EL
CENTRO

Número del alumno

INSTRUCCIONES

- Esta prueba consta de 3 tareas.
- Antes de realizar cada tarea, debes leer las instrucciones con atención.
- Las tareas/respuestas puedes escribirlas a lápiz.
- Escribe con letra clara y cuida la presentación: no realices borrones y respeta los márgenes.
- Evita las faltas de ortografía: pon mucha atención y repasa el texto cuando hayas terminado.
- Algunas preguntas tendrán cuatro posibles respuestas, pero **sólo una es correcta**. Rodea la letra que se encuentre junto a ella. Si decides cambiar la respuesta a una pregunta, tacha con una **X** tu primera elección y **rodea la respuesta correcta**.
- Si no sabes contestar alguna pregunta, no pierdas tiempo y pasa a la siguiente.

TEXT 1 (AUDIO) PICNIC IN THE PARK



This is a listening test. You will hear a girl talking about her day in the park.

You will hear the recording twice. For each question, answer A, B, C or D, or fill in the blanks. **You have one minute to read the questions.**

1. What is the weather like?

- A. Cloudy
- B. Cold
- C. Raining
- D. Sunny

2. Where is the family going?

- A. To a cinema
- B. To a park
- C. To a post office
- D. To a zoo

3. Who went to the park with me?

- A. My dad, my mum and my brother Tom.
- B. My grandma, my mum and my dad.
- C. My mum, my sister Jen and my brother Tom.
- D. My sister Pat and my brother Jim.

4. What can we find in the park?

- A. Lots of trees and colourful flowers.
- B. Small rocks and a lot of grass.
- C. Some green plants without flowers.
- D. Three big lakes and a house.

5. Write Yes or No:

- A. My brother likes animals. _____
- B. My sister's name is Jen. _____
- C. There is a small lake with ducks. _____
- D. We take a train to get there. _____

6. The _____ are swimming very fast.

- A. birds
- B. cats
- C. ducks
- D. dogs

7. Complete the sentences by writing the numbers in the boxes:

- | | |
|---|----------------------------------|
| A. My sister reads ... <input type="text"/> | 1. a book. |
| B. The flowers in the park are ... <input type="text"/> | 2. for a picnic! |
| C. The ducks are ... <input type="text"/> | 3. red, yellow, blue and purple. |
| D. This is a perfect place ... <input type="text"/> | 4. swimming very fast. |

8. Where can we have lunch?

- A. At home, by the window.
- B. Inside the lake, in the water.
- C. In the park, next to the lake.
- D. On the bus, sitting down.

9. What do we have for lunch in the picnic?

- A. Apples, pears and bananas.
- B. Lemonade and pineapples.
- C. Pasta, oranges and cheese.
- D. Sandwiches, salad and bananas.

Read the text carefully and answer the questions:

TEXT 2. IMPORTANT INSECTS IN NATURE: BEES

Bees are very important in nature, because they help plants to grow seeds and fruit.

Do you know what a bee is?



A bee is a type of insect. Bees, have four wings and six legs. Honeybees visit flowers and collect their sweet nectar and pollen to make honey.

Many bees live together in one home called a hive. There is one Queen bee and she lays hundreds of eggs every day.

When an egg hatches, a larva comes out and this larva grows into an adult bee.

For your information, this story of how an egg grows into an adult bee is called **'the life cycle'**.

In spring, the worker bees, build wax cells for the eggs. The Queen bee, lays each egg in a different cell and some days later a tiny white larva appears. The worker bees feed the larvae with pollen and nectar, and finally they change into an adult bee coming out from the wax cell.

Most of the new bees are worker bees, and they have very busy lives! They collect the nectar from flowers to make honey in the honeycomb.

Some bees live in the wild, and some others live in special hives.

Humans, called beekeepers, build houses for their bees and take the sweet honey.

We eat the honey and use beeswax in make-up, food, candles and shoe polish, for example.

Do you like honey? It is very beneficial for your health, so eat honey at least once a day to be healthy and strong!

10. Find the right picture and write the letter in the box:




A



B



C



D

Beekeeper	
Honey	
Larva	
Pollen	

11. Complete the sentence with ONLY one word from the text:

Some types of insects are very important because they help plants to grow fruit and _____.

12. Write only YES or NO in the boxes:

SENTENCES	
A bee has six wings and four legs.	
Honeybees collect honey from flowers.	
The Queen bee lives in a hive.	
Worker bees, build wax cells when plants start to flower.	

13. Complete the sentence with information from the text:

The story of how a living thing changes is _____.

14. What does the Queen bee do in spring?

- A. Visits flowers and collect their sweet nectar.
- B. Builds wax cells for the eggs.
- C. Lays all the eggs in a hive.
- D. Feeds the larvae with pollen and nectar.

Read the text carefully and answer the questions:

TEXT 3. SAVE THE PLANET!

Happy Planet Primary School Newsletter

This month our school lessons were about the 3 Rs: reduce, reuse and recycle.

All the teachers, students and families learnt about how to help the planet.

First, we decided that we had to spend a lot of time reading books and watching science videos in the library.

Next, some students went around the school, asking every class about what we could do to look after our planet.

Then, every class created a group project on a big poster with the best ideas.

Finally, a group of students called Eco-friends wrote a list of things that we can all do to save the planet.

We hope you like our tips to save the Earth, thank you!

OUR FAVOURITE TIPS TO SAVE THE PLANET:

- Recycle.
- Don't waste water or paper.
- Invent new things from old things.
- Turn off the water when you brush your teeth.
- Reuse old things.
- Plant a seed.
- Save a baby animal.
- Walk or ride your bike more.
- Use recycled paper.
- Turn off the light when you leave a room.
- Use non-toxic products.
- Care for animals and insects.



15. What are the 3 Rs?

- A. Reduce, recycle, re-read.
- B. Reduce, reuse and recycle.
- C. Remember to recycle and reduce.
- D. Try to reuse and recycle.

16. First, we decided that we had to spend a lot of time reading books and watching science videos in the _____.

- A. cinema
- B. library
- C. museum
- D. bakery

17. Circle the correct word:

- A. Next, some students went around the **park/ school**, asking every class.
- B. All the teachers, students and **families/animals** learnt about how to help the planet.
- C. Then, every class created a group **street/project** on a big poster.
- D. Turn off the **light/water** when you brush your teeth.

18. What was the name of the group of students who wrote a list of things that we can all do to save the planet?

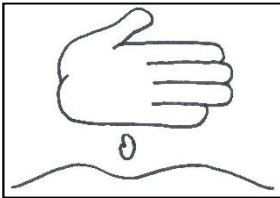
- A. Bus buddies
- B. Eco-friends
- C. Big chairs
- D. Pencil-friends

19. Are the following tips good to help the planet? Write Yes or No:


- A. Invent new things from old things. _____
- B. Save a baby animal. _____
- C. Use toxic products. _____
- D. Waste water or paper. _____

20. Find the right picture and write the number in the box:


- A. Care for animals and insects.
- B. Plant a seed.
- C. Turn off the water when you brush your teeth.
- D. Walk or ride your bike more.




1



2



3



4

THANK YOU FOR YOUR PARTICIPATION!